



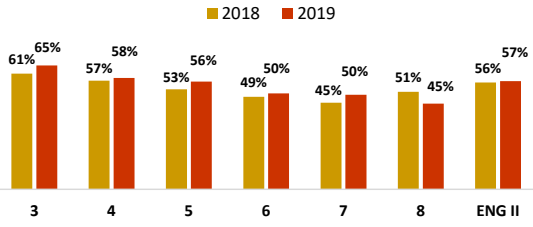
Jackson County School District

2018-2019 Accountability Dashboard

Raising the Standard: Fanning the Flame!

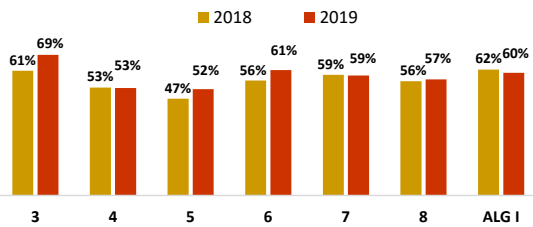
2019 MAAP English Language Arts

% Proficient & Above

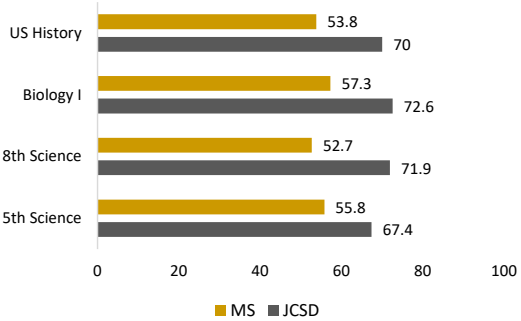


2019 MAAP Mathematics

% Proficient & Above

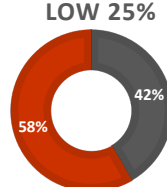
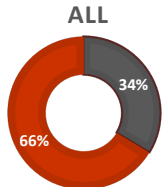


% Proficient on Other State Assessments

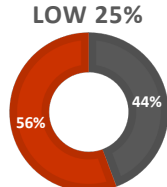
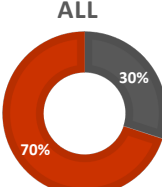


2019 MAAP Growth

English Language Arts



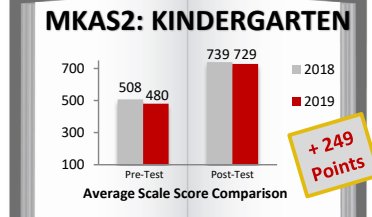
Mathematics



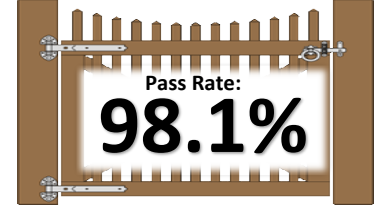
District Rating

A

Student ADA: 93.6%
Teacher ADA: 96.1%



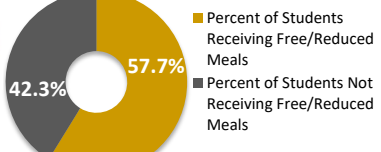
THIRD GRADE READING



Promotion/Retention Rate

Grade	% Pro	# Ret	% Ret
K	97%	18	3%
1	93%	45	7%
2	97%	19	3%
3	96%	27	4%
4	98%	11	2%
5	96%	30	4%
6	98%	18	2%
7	97%	24	3%
8	96%	28	4%
JCS D	96%	220	4%

Free/Reduced Meals



JCS D Strategic Plan Goals

- I Decreased Safety Incidences
- II Increased Student Achievement
- III Sound Financial Management
- IV Improved Facilities and Infrastructure
- V Positive Educational Experience
- VI Effective Leadership

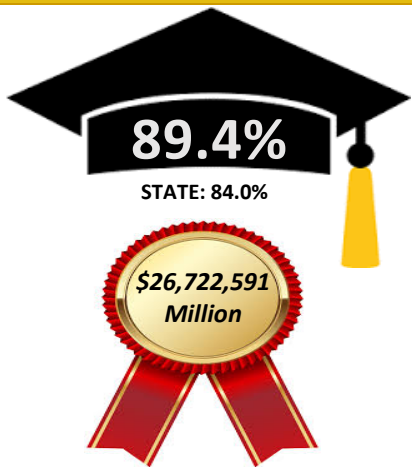


Fan The Flame!

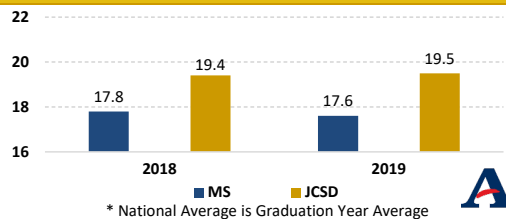
NATIONAL BOARD
for Professional Teaching Standards
42
Teachers

COLLEGE AND CAREER READINESS

GRADUATION AND SCHOLARSHIPS



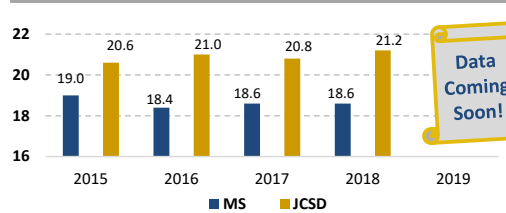
Junior ACT Average Composite Score



* National Average is Graduation Year Average

ACT

Senior ACT Average Composite Score Trend



Junior ACT Score Breakdown

of Students Scoring 30 or Higher

16

Top 10 Student Average Composite Score

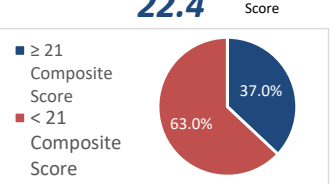
30

Top 50 Student Average Composite Score

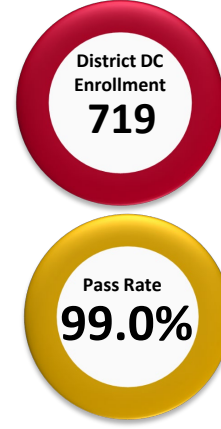
25.8

Top 100 Student Average Composite Score


22.4



Dual Credit



DC ENROLLMENT



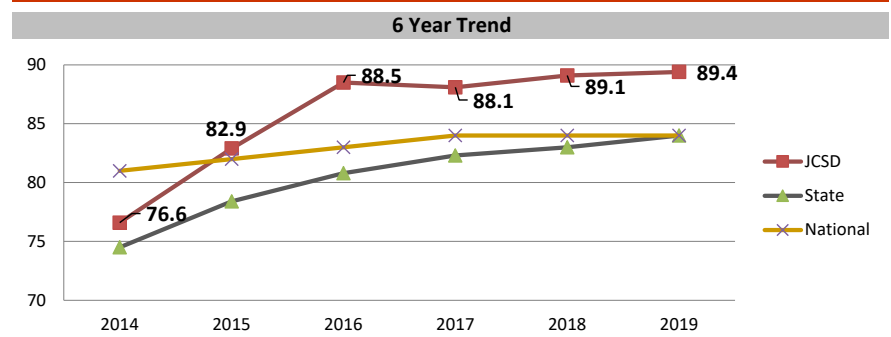
2018-2019 Accountability

Total Points: 650 661 685	READING	MATHEMATICS	SCIENCE	US HISTORY	ACCELERATION
PROFICIENCY PERCENTAGE	50.4	52.6	37.8	33.1	52.5
	53.4	55.3	39.1	31.1	58.7
	54.8	59.3	39.1	35.0	65.9
GROWTH ALL STUDENTS	63.5	62.7	GRADUATION RATE	COLLEGE & CAREER READINESS	ENGLISH LANGUAGE PROGRESS
	66.5	67.9			
	66.4	70.0			
GROWTH LOW 25%	61.2	50.5	88.1	54.5	
	60.2	52.0	89.1	56.3	42.2
	58.4	55.7	89.4	52.2	

16-17 * 17-18 * 18-19

24 Accountability Point Increase from 17-18!

Graduation Rate



Career Technical Education

Program	State Ranking
Agricultural Science	# 3
Automotive 2	# 3
IC 1	# 1
IT 1	# 1
IT 2	# 1
Marketing	# 3
Teacher Academy 1	# 1
Teacher Academy 2	# 1
Welding 1	# 3

National Certifications

448



FAB LAB

The only one in Mississippi

School Accountability Ratings	Scale Score	Rating
East Central High School	746	B
St. Martin High School	685	B
Vancleave High School	783	A
East Central Middle School	447	A
St. Martin Middle School	418	B
Vancleave Middle School	439	B
East Central Upper Elementary	479	A
St. Martin Upper Elementary	395	B
Vancleave Upper Elementary	467	A
East Central Lower Elementary	479	A
St. Martin East Elementary	421	B
St. Martin North Elementary	401	B
Vancleave Lower Elementary	442	A

Raising the Standard!